

MINT: active



designed & sponsored by
Kelsey Conophy and Food
For Thought

November 2, 2010

MINT



keep it fresh

act out

The MINT invasive campaign is one of action. Both individual and collective. Guerilla techniques will be used to spread MINT across the city. Seed bombing and night-time gardening can be used, but home growth is also an option. Even individual behavior will make a difference.

The rest of this brochure will outline what you will need to carry out MINT: invasive.



method



Guerilla gardening has been used in urban spaces to transform dead wastes of terrain into thriving natural landscapes of wildflowers and useful plants. The activists move quickly under the shield of the night to carry out their transformations. They scout locations that could be improved, prepare their materials and tools, and then tag the city with their signature of new natural spaces for the benefit of all in the community. Steps will be outlined in the next few pages. It is considered illegal, and should be done with stealth, but remember that it is for the good of the community. Make your mark on the city, take back the control, and keep it fresh.

seed bombing

Seed bombing is a technique used in guerilla gardening where balls of seed are created and then thrown into empty lots where they can grow and then eventually take over the entire lot. The materials you will need to make a seed bomb are:

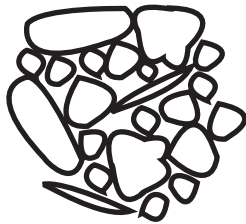
water



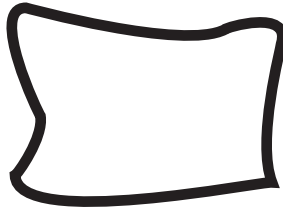
seeds



compost




dry clay





Step 2:

Add small amounts of water to the mixture until texture is the same consistency as dough. Mix with your hands.



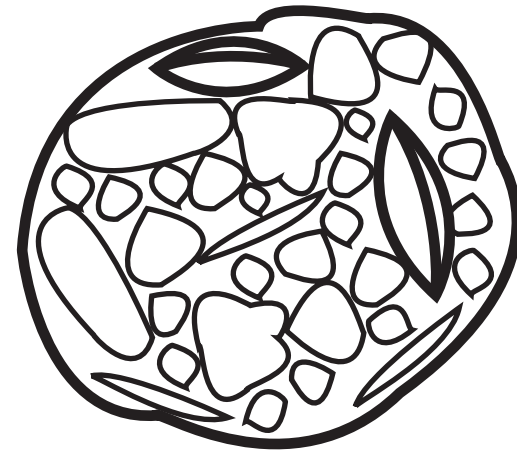
Step 1:

Mix seeds, compost, and clay. Make sure you have 2 parts seeds, 3 parts compost, and 5 parts clay.



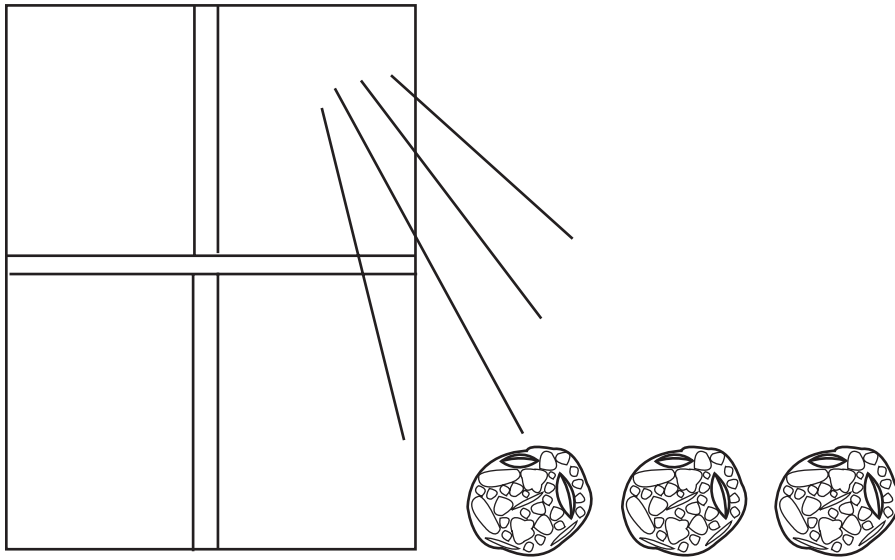
Step 3:

Mold the mixture tightly into balls about 1 inch in diameter.



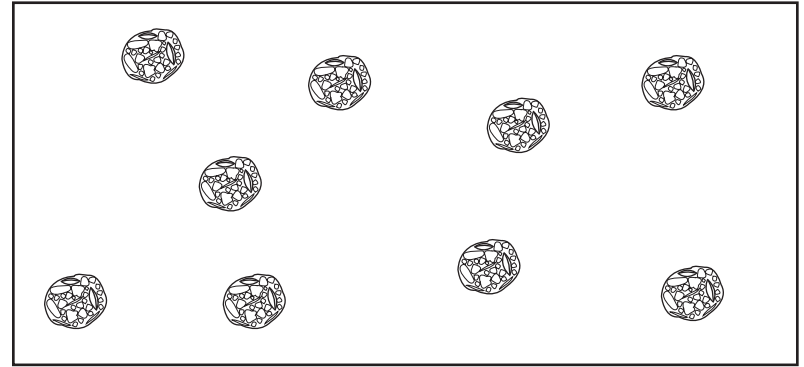
Step 4:

Set the balls on a dry surface in the open air, preferably in the sun to dry for 24-48 hours.




Step 6:

Choose spot for deployment, aim, and throw bombs. For larger areas about 1 bomb per square foot will be fine.



Step 5:

Store in a cool dry place until ready to deploy. Preferably wait for just before the rainy season.



Step 7:

Return later (1-3 months) to see growth of the seeds.

